

Thank you for purchasing the model 761953 Current Safety Terminal Adapter Set. To ensure correct use, please read this manual thoroughly before beginning operation. After reading the manual, keep it in a convenient location for quick reference whenever a question arises during operation.

Contact information of Yokogawa offices worldwide is provided on the following sheet.

- PIM113-01Z2 List of worldwide contacts

2nd Edition: September 2018 (YMI)

All Rights Reserved, Copyright © 2018, Yokogawa Test & Measurement Corporation  
Printed in Japan

# YOKOGAWA

IM 761953-01EN  
2nd Edition

### Notes

- The contents of this manual are subject to change without prior notice as a result of continuing improvements to the software's performance and functions. The figures given in this manual may differ from those that actually appear on your screen.
- The contents of this manual are subject to change without prior notice as a result of continuing improvements to the software's performance and functions. The figures given in this manual may differ from those that actually appear on your screen.
- Copying or reproducing all or any part of the contents of this manual without the permission of YOKOGAWA is strictly prohibited.

### The following symbols are used in this manual.

*Improper handling or use can lead to injury to the user or damage to the instrument.*  
This symbol appears on the instrument to indicate that the user must refer to the user's manual for special instructions. The same symbol appears in the corresponding place in the user's manual to identify those instructions. In the manual, the symbol is used in conjunction with the word "WARNING" or "CAUTION."

#### WARNING

Calls attention to actions or conditions that could cause serious or fatal injury to the user, and precautions that can be taken to prevent such occurrences.

#### CAUTION

Calls attentions to actions or conditions that could cause light injury to the user or damage to the instrument or the user's data, and precautions that can be taken to prevent such occurrences.

#### Note

Calls attention to information that is important for proper operation of the instrument.

### Safety Precautions

This product is designed to be used by a person with specialized knowledge.

Make sure to comply with the safety precautions mentioned hereafter when handling the safety terminal adapter. YOKOGAWA assumes no responsibility for any consequences resulting from failure to comply with these safety precautions. Also, read the User's Manual of the measuring instrument thoroughly so that you are fully aware of its specifications and handling, before starting to use the safety terminal adapter. This manual is part of the product and contains important information. Store this manual in a safe place close to the instrument so that you can refer to it immediately. Keep this manual until you dispose of the instrument.

**Make sure to comply with the following safety precautions in order to prevent accidents such as an electric shock which impose serious health risks to the user and damage to the instrument.**

#### WARNING

##### Do not operate with suspected failures

If you suspect that there is damage to this product, contact your nearest YOKOGAWA dealer or sales representative.

##### Do not operate in wet/damp conditions

To avoid electric shock, do not operate this product in wet or damp conditions.

##### Do not operate in explosive atmosphere

To avoid injury or fire hazard, do not operate this product in an explosive atmosphere.

##### Do not disassemble or modify

Do not disassemble or modify the product. YOKOGAWA assumes no liability if you disassemble or modify the product.

##### Avoid exposed circuitry

To avoid injury, remove jewelry such as rings, watches, and other metallic objects. Do not touch exposed connections and components when power is present.

##### Damaged Measurement Cable

If the measurement cable is torn and the inner metal is exposed or if a color different from the outer sheath appears, stop using the measurement cable immediately.

##### Measurement Category

This product is rated to 1000 V CAT II, 1000 V CAT III, and 600 V CAT IV. Do not use this product in locations that exceeds these category.

##### Accessories

Use this product only with Yokogawa products that specify them as accessories.

Use this product within the rated range. When using several accessories in combination with Yokogawa products, use them within the specification range of the product with the lowest rating.

#### CAUTION

Use a soft cloth to clean the dirt. Prevent damage to the probe. Avoid immersing the probe, using abrasive cleaners, and using chemicals contains benzene or similar solvents.

#### AVERTISSEMENT

##### Ne pas utiliser en cas de défaillances suspectées

Si vous suspectez que le produit est endommagée, contactez votre revendeur ou représentant commercial YOKOGAWA.

##### Ne pas utiliser dans des conditions humides

Afin d'éviter un choc électrique, ne pas utiliser cette produit dans des conditions humides."

##### Ne pas utiliser dans une atmosphère explosive

Afin d'éviter des risques de blessures ou d'incendie, ne pas utiliser cette produit dans une atmosphère explosive.

##### Ne pas démonter ou modifier

Ne pas démonter ou modifier le produit. YOKOGAWA se dégage de toute responsabilité si vous démontez ou modifiez le produit.

##### Éviter les circuits exposés

Afin d'éviter des blessures, retirer les bijoux comme les bagues, montres et autres objets métalliques. Ne pas toucher les connexions et les composants exposés après mise sous tension.

##### Câble de signal endommagé

Si le câble de signal est déchiré et que le métal intérieur est exposé ou si une couleur différente de la gaine externe est visible, arrêter immédiatement d'utiliser ce câble.

##### Catégorie de mesure

Ce produit est évalué à 1000 V CAT II, 1000 V CAT III, et 600 V CAT IV. Ne pas effectuer de mesures dans les circonstances dépassant ces catégories de mesure prévues.

##### Accessoires

Utiliser ce produit uniquement avec des produits Yokogawa pour lesquels ils sont spécifiés comme accessoires.

Utiliser ce produit en fonction des valeurs nominales de chacun. Lorsque vous utilisez plusieurs accessoires en combinaison avec des produits Yokogawa, utilisez-les dans la plage de spécifications du produit ayant le plus faible classement.

#### ATTENTION

Utiliser un chiffon doux pour nettoyer la sonde. Faire attention de ne pas casser la sonde.

Ne pas immerger la sonde dans un liquide ni utiliser de nettoyants abrasifs sur la sonde. Ne pas utiliser de benzène ni d'autres solvants sur la sonde.

### Waste Electrical and Electronic Equipment



#### Waste Electrical and Electronic Equipment (WEEE), Directive

(This directive is valid only in the EU.)

This product complies with the WEEE directive marking requirement. This marking indicates that you must not discard this electrical/electronic product in domestic household waste.

#### Product Category

With reference to the equipment types in the WEEE directive, this product is classified as a "Monitoring and control instruments" product.

When disposing products in the EU, contact your local Yokogawa Europe B.V. office. Do not dispose in domestic household waste.

### Authorized Representative in the EEA

Yokogawa Europe B.V. is the authorized representative of Yokogawa Test & Measurement Corporation for this product in the EEA. To contact Yokogawa Europe B.V., see the separate list of worldwide contacts, PIM 113-01Z2.

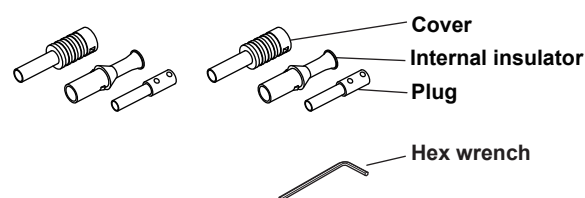
### Description

The Current Safety Terminal Adapter (Model 761953) is used to connect a measurement cable to the instrument's safety input terminal.

Model	Description
761953	Current Safety Terminal Adapter Set

### Appearance

Please check the contents of the package to confirm that you received all necessary items. Two sets (black and red) are included, plus a hex wrench.



### Specifications

Item	Specifications
Rated current <sup>1</sup>	36 A
Rated voltage <sup>1</sup>	1000 V CAT II, 1000 V CAT III, 600 V CAT IV
Contact resistance	5 mΩ or less
Contact	Nickel plating insulator on brass
Insulator	Polypropylene
Operating temperature range	-20°C to +80°C
Measurement cable conductor	Maximum diameter of 2.5 mm
Measurement cable covering	Maximum diameter of 4 mm
Safety standard	EN61010-031
	Measurement category <sup>2</sup> II 1000 V, III 1000 V, IV 600 V
	Pollution degree <sup>3</sup> 2
Environmental standard	EN50581 Monitoring and control instrument

1: When using several accessories in combination with Yokogawa products, use them within the specification range of the product with the lowest rating.

2: **Measurement category:**

Measurement category II applies to measurement of circuits, such as household electric appliances and portable electric tools, that are connected to low-voltage installations.

Measurement category III applies to measurement of facility circuits, such as distribution boards and circuit breakers.

Measurement category IV applies to measurement of power source circuits, such as entrance cables to buildings and cable systems, for low-voltage installations.

3: **Pollution Degree:** Applies to the degree of adhesion of a solid, liquid, or gas which deteriorates withstand voltage or surface resistivity. Pollution Degree 2 applies to normal indoor atmospheres (with only non-conductive pollution).

## Assembly

### WARNING

Strip the insulation covers of measurement cables so that when they are wired to the safety terminal adapters, the conductive parts (bare wires) do not protrude from the adapters. Also, make sure to fasten the safety terminal adapter screws securely so that measurement cables do not come loose.

### CAUTION

Use measurement cables with dielectric strengths and current capacities that are appropriate for the voltage or current being measured.

Example: When making measurements on a current of 20 A, use copper wires that have a conductive cross-sectional area of 4 mm<sup>2</sup> or greater.

## French

### AVERTISSEMENT

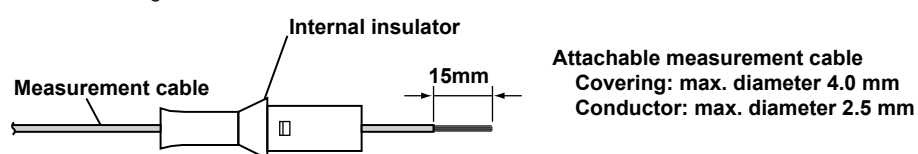
Retirer les caches d'isolation des câbles de mesure de façon que les éléments conducteurs (fils nus) ne dépassent pas des bornes lorsque les câbles sont branchés sur les bornes d'entrée. Veiller également à serrer correctement les vis des bornes d'entrée de façon à éviter la désolidarisation des câbles.

### ATTENTION

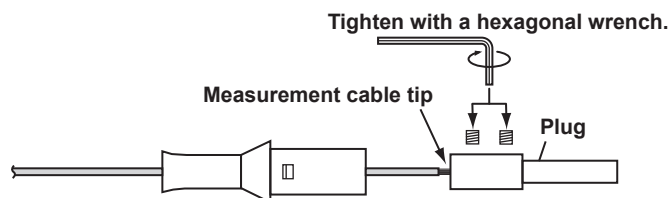
Utiliser des câbles de mesure dont la rigidité diélectrique et la capacité de courant conviennent pour la tension ou le courant à mesurer.

Exemple : Lors de la réalisation de mesures sur un courant de 20 A, utiliser des fils en cuivre à section transversale conductrice de 4 mm<sup>2</sup>.

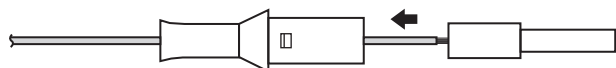
1. Remove approximately 15 mm of the covering from the end of the measurement cable and pass the cable through the internal insulator.



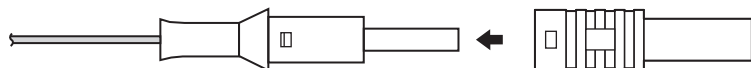
2. Insert the tip of the measurement cable into the plug. Fasten the measurement cable in place using the supplied hexagonal wrench.



3. Insert the plug into the internal insulator.



4. Attach the external cover. Make sure that the cover does not come off.



### Note

- Once you attach the cover, it is difficult to disassemble the safety terminal adapter. Use care when attaching the cover.
- The measurement cable is not included. Please use your own.

Below is an illustration of the adapter after it has been assembled.



### Note

Keep measurement cables as short as possible to minimize the loss between the circuit under measurement and the instrument.

## 产品中有害物质的名称及含量

This manual is valid only in China.

部件名称	有害物质					
	铅 (Pb)	汞 (Hg)	镉 (Cd)	六价铬 (Cr(VI))	多溴联苯 (PBB)	多溴二苯醚 (PBDE)
框架 (塑料)	○	○	○	○	○	○
框架 (金属)	x	○	○	○	○	○

○：表示该有害物质在该部件所有均质材料中的含量均在 GB/T 26572 规定的限量要求以下。  
x：表示该有害物质至少在该部件的某一均质材料中的含量超出 GB/T 26572 规定的限量要求。

## 环保使用期限

This manual is valid only in China.



该标识适用于 SJ/T 11364 中所述，在中华人民共和国销售的电子电气产品的环保使用期限。只要您遵守该产品相关的安全及使用注意事项，在自制造日起算的年限内，则不会因产品中有有害物质泄漏或突变变异，而造成对环境的污染或对人体及财产产生恶劣影响。  
注) 该年数为“环保使用期限”，并非产品的质量保质期。零件更换的推荐周期，请参照使用说明书。