

EU DECLARATION OF CONFORMITY

We **Yokogawa Test & Measurement Corporation**
2-9-32 Nakacho, Musashino-shi, Tokyo 180-8750, Japan

declare under our sole responsibility that the Products identified as:

Model code	Model name
DL850EV	ScopeCorder (Vehicle Edition)

further specified with model suffix and option codes:

as listed in User's Manual: IM DL850E-03EN (Ed.10)

are in compliance with the EU law and legislation providing for the CE-marking, as listed in Appendix 1.

Information relevant to the conformity and identification of these Products is provided in Appendix 2 and Appendix 3.

Subject products are:

- Produced according to appropriate quality control procedure.
- Provided with the CE-marking as from **2015**.

Signature:

(Manufacturer)


Tokyo, 18 October 2018



Hisashi Iwase
General Manager
Development & Engineering Dept. 1
Yokogawa Test & Measurement Corporation

(Authorized Representative in the EEA)

Amersfoort, 26 October 2018



Herman van den Berg
President
Yokogawa Europe B.V.
Euroweg 2, 3825 HD Amersfoort,
P.O.Box 163, 3800 AD Amersfoort,
The Netherlands

YEF-HQ internal reference:
EU DoC: DL850EV

Appendix 1

The products are built in compliance with requirements of the following EU Directives and Standards:

Without Option /C30:

EU Directives and Standards	
EU Directives	Standards
2014/30/EU (EMC)	EN 61326-1:2013 Class A Table 2 Electrical equipment for measurement, control and laboratory use – EMC requirements- Part 1: General requirements EN 61326-2-1:2013 Electrical equipment for measurement, control and laboratory use – EMC requirements - Part 2-1: Particular requirements – Test configurations, operational conditions and performance criteria for sensitive test and measurement equipment for EMC unprotected applications EN 55011:2009+A1:2010 Class A Group1 EN 55011:2016+A1:2017 Class A Group1 Industrial, scientific and medical equipment – Radio-frequency disturbance characteristics – Limits and methods of measurement EN 61000-3-2:2014 Electromagnetic compatibility (EMC) -- Part 3-2: Limits - Limits for harmonic current emissions (equipment input current <= 16 A per phase) EN 61000-3-3:2013 Electromagnetic compatibility (EMC) - Part 3-3: Limits - Limitation of voltage changes, voltage fluctuations and flicker in public low-voltage supply systems, for equipment with rated current <= 16 A per phase and not subject to conditional connection
2014/35/EU (LVD)	EN 61010-1:2010 Safety requirements for electrical equipment for measurement, control, and laboratory use – Part 1: General requirements EN 61010-2-030:2010 Safety requirements for electrical equipment for measurement, control and laboratory use – Part 2-030: Particular requirements for testing and measuring circuits EN 61010-031:2015 *1 Safety requirements for electrical equipment for measurement, control, and laboratory use – Part 031: Safety requirements for hand-held probe assemblies for electrical measurement and test EN 60825-1:2014 *2 Safety of laser products -- Part 1: Equipment classification and requirements
2011/65/EU (RoHS)	EN 50581:2012 Technical documentation for the assessment of electrical and electronic products with respect to the restriction of hazardous substances

*1: This standard is applicable to 701901, 701904, 758933, 758922, 758929, 758921, 701954, 701906, 701948, B9852MM, B9852MN and 758917.

*2: This standard is applicable to 720210 and 720211 only.

With Option /C30:

EU Directives and Standards	
EU Directives	Standards
2014/53/EU (RE)	<p>HEALTH & SAFETY (Art. 3.1 (a)):</p> <p>EN 61010-1:2010 Safety requirements for electrical equipment for measurement, control, and laboratory use – Part 1: General requirements</p> <p>EN 61010-2-030:2010 Safety requirements for electrical equipment for measurement, control, and laboratory use – Part 2-030: Particular requirements for testing and measuring circuits</p> <p>EN 61010-031:2015 *1 Safety requirements for electrical equipment for measurement, control and laboratory use – Part 031: Safety requirements for hand-held probe assemblies for electrical measurement and test</p> <p>EN 60825-1:2014 *2 Safety of laser products -- Part 1: Equipment classification and requirements</p> <p>EMC (Art. 3.1 (b)):</p> <p>EN 301 489-1 V.2.1.1 Electromagnetic compatibility and Radio spectrum Matters (ERM); Electromagnetic Compatibility (EMC) standard for radio equipment and services; Part 1: Common technical requirements</p> <p>EN 301 489-3 V.2.1.1 Electromagnetic compatibility and Radio spectrum Matters (ERM); Electromagnetic Compatibility (EMC) standard for radio equipment and services; Part 3: Specific conditions for Short-Range Devices (SRD) operating on frequencies between 9 kHz and 40GHz</p> <p>EN 61326-1:2013 Class A Table 2 Electrical equipment for measurement, control and laboratory use – EMC requirements- Part 1: General requirements</p> <p>EN 61326-2-1:2013 Electrical equipment for measurement, control and laboratory use – EMC requirements - Part 2-1: Particular requirements – Test configurations, operational conditions and performance criteria for sensitive test and measurement equipment for EMC unprotected applications</p> <p>EN 55011: 2009+A1: 2010 Class A Group 1 EN 55011: 2016+A1: 2017 Class A Group 1 Industrial, scientific and medical equipment – Radio-frequency disturbance characteristics – Limits and methods of measurement</p> <p>EN 61000-3-2:2014 Electromagnetic compatibility (EMC) -- Part 3-2: Limits - Limits for harmonic current emissions (equipment input current <= 16 A per phase)</p> <p>EN 61000-3-3:2013 Electromagnetic compatibility (EMC) - Part 3-3: Limits - Limitation of voltage changes, voltage fluctuations and flicker in public low-voltage supply systems, for equipment with rated current <= 16 A per phase and not subject to conditional connection</p> <p>SPECTRUM (Art. 3.2):</p> <p>EN 303 413 V.1.1.1 Satellite Earth Stations and Systems (SES); Global Navigation Satellite System (GNSS) receivers; Radio equipment operating in the 1164 MHz to 1300 MHz and 1559 MHz to 1610 MHz frequency bands; Harmonised Standard covering the essential requirements of article 3.2 of Directive 2014/53/EU</p>
	2011/65/EU (RoHS)

*1: This standard is applicable to 701901, 701904, 758933, 758922, 758929, 758921, 701954, 701906, 701948, B9852MM, B9852MN and 758917.

*2: This standard is applicable to 720210 and 720211 only.

Appendix 2

The accessories in the list below have CE-marking significant compliance relevance, as indicated per EU-Directive; their application and use – as described in **IM DL850E-03EN** is supported by this EU Declaration of Conformity. The full list of accessories for this product can be found in **IM DL850E-03EN**.

Indications: 'C' = The accessory is compliant with the Directive as a part of the product.

'R' = The accessory is relevant to the conformity of the product as a part of the product.

'NS' = The accessory does not support the Directive.

'NR' = The accessory is not relevant to the conformity of the product.

Model/Parts No.	Model/Parts Name	Relevant EU Directives			
		EMC	LVD	RED *1	RoHS
A1009WD	Power cord (VDE standard)	NR	C	NR	C
A1054WD	Power cord (BS standard)	NR	C	NR	C
701901	1:1 BNC safety adapter lead	NR	C	NR	C
758933	Measurement lead	NR	C	NR	C
701954	Alligator clip (dolphin type)	NR	C	NR	C
758922	Alligator clip adapter	NR	C	NR	C
758929	Alligator clip adapter	NR	C	NR	C
758921	Fork terminal adapter	NR	C	NR	C
366926	Cable	NR	NR	NR	C
366961	Banana-alligator clip cable	NR	NR	NR	C
700986	High-speed logic probe	C	NR	C	C
700987	Isolated logic probe	C	C	C	C
702911	1 m logic probe	C	NR	C	C
702912	3 m logic probe	C	NR	C	C
758917	Isolated logic measurement lead	NR	C	NR	C
720911	External I/O cable	NR	NR	NR	C
701902	1 m safety BNC cable	NR	C	NR	C
701903	2 m safety BNC cable	NR	C	NR	C
758924	Safety BNC-to-banana adapter	NR	C	NR	C
438920	Shunt resistor	NR	NR	NR	C
438921	Shunt resistor	NR	NR	NR	C
438922	Shunt resistor	NR	NR	NR	C
701953	16-CH scanner box	C	C	C	C
701955	Bridgehead	C	NR	C	C
701956	Bridgehead	C	NR	C	C
701957	Bridgehead	C	NR	C	C
701958	Bridgehead	C	NR	C	C
701948	Plug-on clip	NR	C	NR	C
701906	Long test clip	NR	C	NR	C
701970	DC power cord (Cigarette lighter plug type)	NR	C	NR	C
701971	DC power cord (Alligator clip type)	NR	C	NR	C

(continued on the following page)

Model/Parts No.	Model/Parts Name	Relevant EU Directives			
		EMC	LVD	RED *1	RoHS
B9852MN	Safety mini-clip (hook type)	NR	C	NR	C
B9852MM	Safety mini-clip (hook type)	NR	C	NR	C
A1058ER *1	GPS antenna	C	NR	C	C
701904	1:1 safety adapter lead	NR	C	NR	C
720220	16-CH Voltage Input Module	C	C	C	C
720230	Logic Input Module	C	C	C	C
720240	CAN Bus Monitor Module	C	C	C	C
720210	High-Speed 100 MS/s 12-Bit Isolation Module	C	C	C	C
720211	High-Speed 100 MS/s 12-Bit Isolation Module	C	C	C	C
701250	High-Speed 10 MS/s 12-Bit Isolation Module	C	C	C	C
701251	High-Speed High-Resolution 1 MS/s, 16-Bit Isolation Module	C	C	C	C
701255	High-Speed 10 MS/s 12-Bit Non-Isolation Module	C	C	C	C
701261	Universal (Voltage/Temp.) Module	C	C	C	C
701262	Universal (Voltage/Temp.) Module (with AAF)	C	C	C	C
701265	Temperature, High Precision Voltage Isolation Module	C	C	C	C
701267	High-Voltage 100 kS/s 16-Bit Isolation Module (with RMS)	C	C	C	C
701270	Strain Module (NDIS)	C	C	C	C
701271	Strain Module (DSUB, Shunt-Cal)	C	C	C	C
701275	Acceleration/Voltage Module (with AAF)	C	C	C	C
701281	Frequency Module	C	C	C	C
720221	16-CH Temperature/Voltage Input Module	C	C	C	C
720241	CAN & LIN Bus Monitor Module	C	C	C	C
720243	SENT Monitor Module	C	C	C	C
720254	4-CH 1 MS/s 16-Bit Isolation Module	C	C	C	C
720250	High-Speed 10 MS/s 12-Bit Isolation Module	C	C	C	C
720266	Temperature, High Precision Voltage Isolation Module	C	C	C	C
720268	High-Voltage 1 MS/s 16-Bit Isolation Module (with RMS)	C	C	C	C
720281	Frequency Module	C	C	C	C
720242	CAN/CAN FD Monitor Module	C	C	C	C
IM DL850E-03EN	Getting start guide	R	R	R	R

*1: Only the product with /C30 falls in to the scope of RE Directive.

Appendix 3

External View of DL850EV

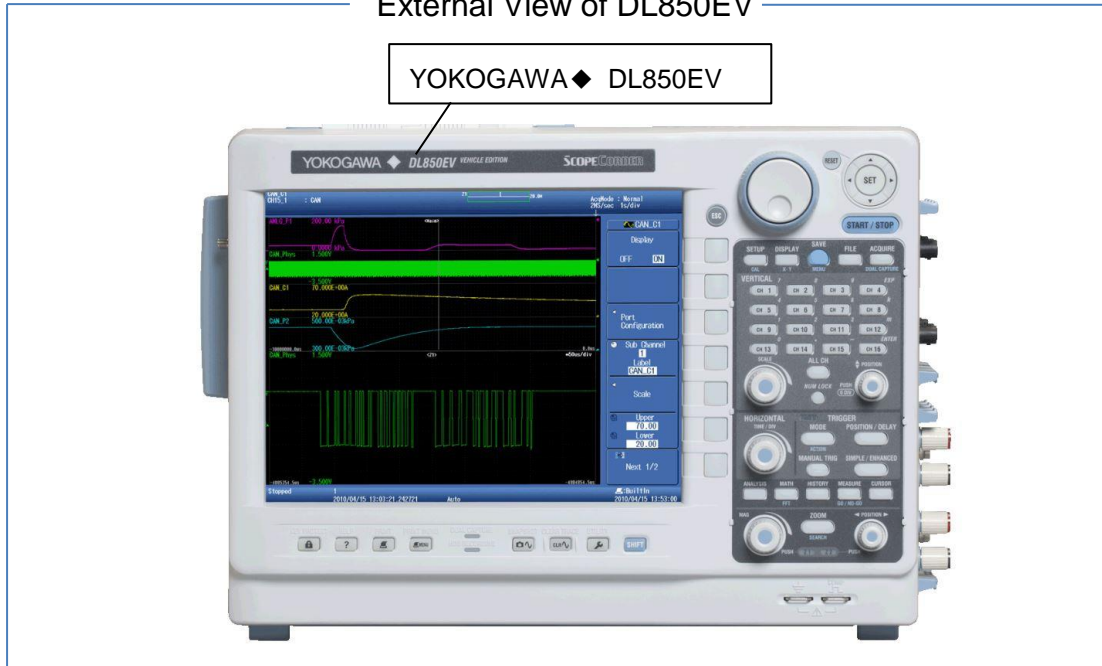
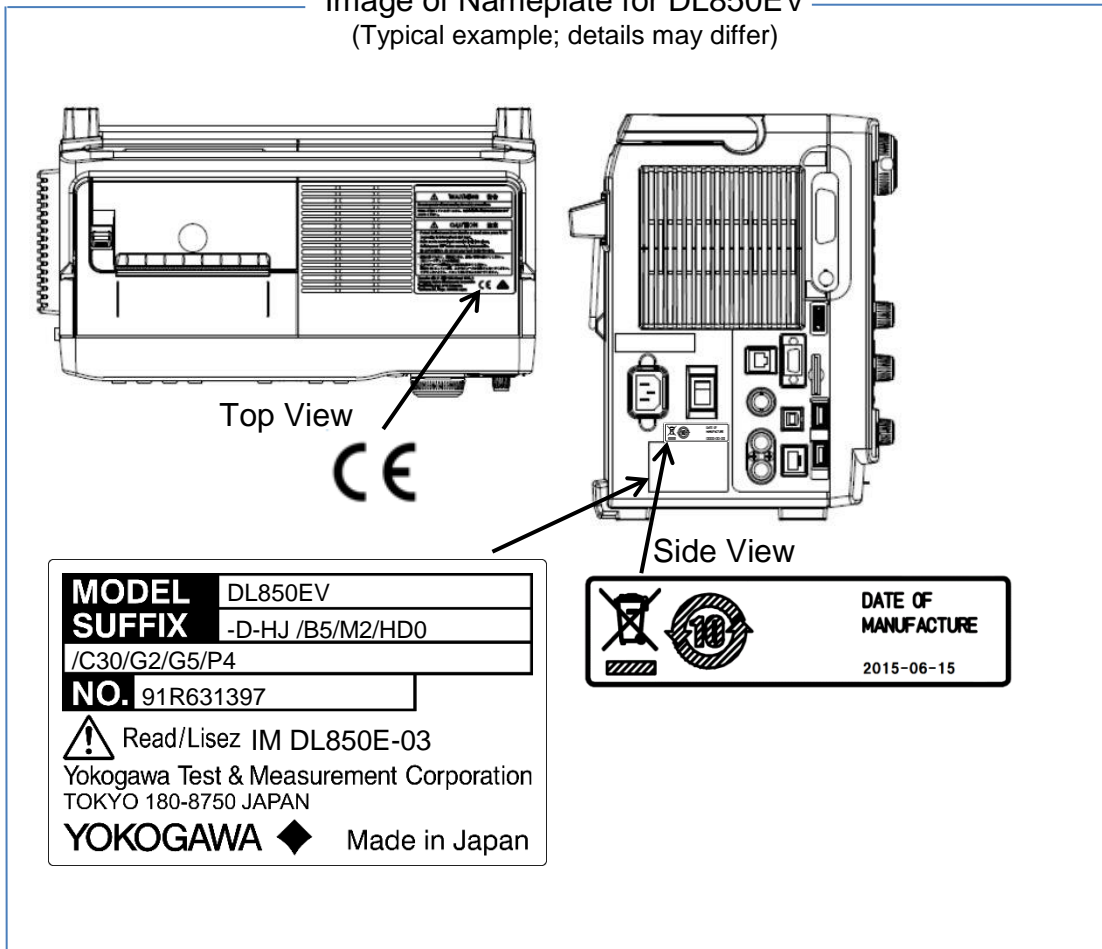


Image of Nameplate for DL850EV
(Typical example; details may differ)



-/-