

1.Measuring method of GS series.

GS series can do both output and measurement.

But GS series is measuring at the terminal of output.

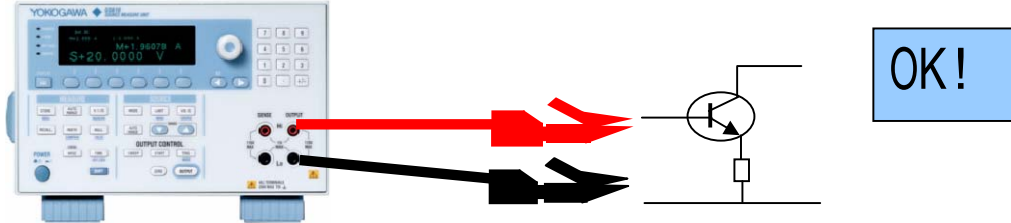
GS series is not measuring at the Sense terminal.

So the one channel of GS series can not measure the point that the Output terminal is not connected.

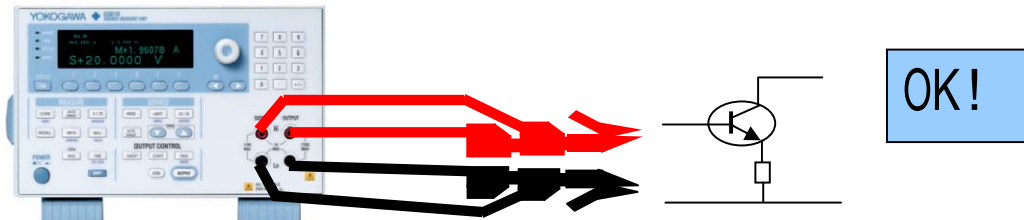
The many peoples have misunderstood it.

The Sense terminal is used only under the condition of the 4 wire mode.

i)GS610 & One channel of GS820 & GS200/MON: 2 wire mode : This mode can measure the Output point.

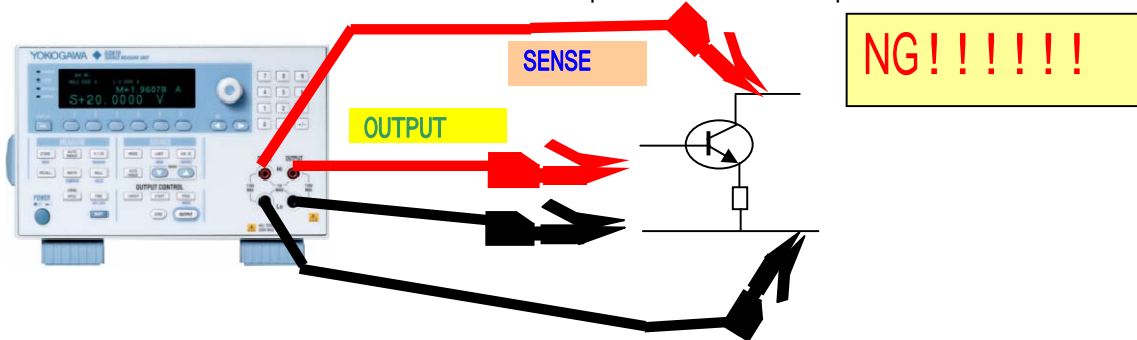


ii) GS610 & One channel of GS820 & GS200/MON: 4 wire mode : This mode can measure the Output point.



iii) GS610 & One channel of GS820 & GS200/MON: 4 wire mode :

The Sense terminal can not be connected to the point that the Output is not connected.



iv)Only GS820 has 2 channel . The CH2 of GS820 can measure the point that CH1 is not connected.

